



### Distributors

- Standard distributors.
  - For pre A plus 998..... **BAU1962**
  - For A plus 1981-89..... **ADU4049**
  - For A plus 1989 on lead free ..... **ADU5789**
- Distributors For 1275cc with electric module.
  - When HIF44 carb fitted ..... **AUU1536**
  - When HIF38 carb fitted ..... **NJC10038**
  - Module only ..... **NJC10001**
- Evolution Distributors. A plus only, convert to a performance distributor with an electric module doing away with contact breakers. Only requires a loom (3d) from distributor to coil.
  - Standard up 276 profile cams ..... **C-27H7701**
  - Profiles 285/286/296 ..... **C-27H7702**
  - Full race profile 310/315 ..... **C-27H7703**
  - Loom - distributor to coil ..... **YMV10064**
- Distributors for 1275cc SPI fuel injection only ..... **NJC10034**
- Aldon type for performance engines are converted from 45D non-vacuum type distributors with red points. The vacuum type are usually 45/59D with blue points. See table below.
- New 123 Electronic distributor. Features 16 ready programmed switchable advanced curves as standard. Full instructions included and must be read properly. Dwell is microprocessor controlled, depending on coil current. Works with any standard or High Energy coil with a minimum 1 ohm resistance. For all A series engines. See table below.



### Vacuum Advanced Units

- Vacuum advance units.
  - For 25D distributor. .... **37H3840**
  - For 45D distributor pre 1974. .... **37H8225**
  - For 45/59D distributor from 1974..... **37H8414**
  - For 1275cc with HIF44 carb. .... **BAU5309**
  - For 1275cc with HIF38 carb. .... **RTC3993**



### Ignition Covers

- Distributor cover for GDC102 ..... **86726**  
*For other shaped caps on our road or race cars we use the rubber household glove and cut the fingers off to suit and seal on leads.*
- Rubber coil cover ..... **86727**
- One piece electric shield as fitted 1989 on. Will fit earlier models..... **BHM1675**
  - Plastic shield only as above ..... **NJT10004**
- Distributor shield clip. Order individually **13H6461**



		5a. Aldon Performance No Vac Unit	5b. Road Cars With Vac Unit	6. 123 Electronic Ignition	
				No Vac Unit	With Vac Unit
Race Road/Rally	Pre A-plus	<b>ALDONY</b>	<b>C-27H7766</b>		<b>C-27H7771</b>
	A-plus	<b>ALDONY+</b>	<b>C-27H7767</b>		<b>C-27H7773</b>
	Pre A-plus	<b>ALDONR</b>		<b>C-27H7770</b>	
	A-plus	<b>ALDONR+</b>		<b>C-27H7772</b>	
25D	Road / Rally		<b>C-27H7768</b>		
	Original type		<b>GEU930</b>		

- Clip for 45d type distributors..... **GDC136CLIP**

### Ignition Service Items



	MK1 to 1967 25d side-entry screw-in	MK2/3 to 1974 25d top-entry push-in	Cooper "S" 25d side & top entry	1974 on 45d type with red points	1980 on 59D type with blue points	Turbo 82-84 (originally blue cap)	Electronic distributor 1.3 1990on	Ducellier red type cap distributor	45D side entry conversion
Cap number	a..... <b>GDC102</b>	b..... <b>GDC103</b>	a/b <b>GDC102/GDC103</b>	g..... <b>GDC136</b>	g..... <b>GDC136</b>	g..... <b>GDC136</b>	m..... <b>GDC156</b>	o..... <b>GDC214</b>	s..... <b>GDC142</b>
Contact set	c..... <b>GCS2101</b>	c..... <b>GCS2101</b>	d..... <b>GCS3001</b>	h.. <b>GCS2118 (red)</b>	i . <b>GCS2261 (blue)</b>	N/A	N/A	p..... <b>GCS119</b>	N/A
Condenser	e..... <b>GSC2111</b>	e..... <b>GSC2111</b>	e..... <b>GSC2111</b>	j ..... <b>GSC2109</b>	j ..... <b>GSC2109</b>	N/A	N/A	q..... <b>GSC2113</b>	N/A
Standard Rotor	f ..... <b>GRA2101</b>	f ..... <b>GRA2101</b>	f ..... <b>GRA2101</b>	k ..... <b>GRA2114</b>	k ..... <b>GRA2114</b>	l ..... <b>GRA2130</b>	n..... <b>GRA2143</b>	r ..... <b>GRA2123</b>	t ..... <b>GRA2128</b>
Performance Rotor	f ..... <b>GRA101</b>	f ..... <b>GRA101</b>	f ..... <b>GRA101</b>	l ..... <b>GRA2130</b>	l ..... <b>GRA2130</b>	l ..... <b>GRA2130</b>	N/A	N/A	N/A

also fits this 1992 distributor




## 47 Ignition, Plugs, Leads & Switches



### Ignition Coils

1. a. High Energy Lucas Sports Coil is only manufactured for non ballast cars up to 1984 .....DLB105

NOTE: there is no genuine ballast type sports coil available from Lucas.



NOTE: Body colors may vary to those shown.

- b. High Energy Lumenition Sports Coil for use with Lumenition Magnetronic ignition modules. It has a separate ballast supplied WHICH MUST BE USED and is suitable for all Minis except injection. .... DLB111
- c. Standard Coil for up to 1984 non ballast cars .....GCL216
- d. Coil for ballast ignition 998cc 1984-1989 ..... GCL217
- e. Coil for 1275cc ballast type ..... GCL143
- f. Unipart equivalent of GCL143 1990 on - Standard in Japan. .... GCL211
- g. Twin point injection coil ..... GCL204
2. Stainless steel coil bracket .....8B12397
3. Stainless steel coil cover and bracket. ....8B12398

### NGK Spark Plugs

4. On NGK plugs the higher the number, the cooler running the plug. On a good engine the plug will foul/ blacken up if running on too cool a plug. If the plugs foul/blacken up when fuel mixture is correct, the plug temperature is too cool. Copper core plugs give better ignitability and cold weather starting, which gives a more complete combustion, that in turn provides better engine performance.




Engine	Copper Core Projected Nose	Copper Core Non Projected Nose when High Compression	Gold Palladium Non Projected Electrode Nose Good ignitability on low voltage	Gold Palladium Non Projected Electrode Nose
850/998	BP5ES	N/A	N/A	N/A
998/1275	BP6ES	N/A	BP6EV	N/A
Tuned Road	BP7ES	B7ES	BP7EVX	B8EVX High Compression and Turbo
Highly tuned/ Road Rally	BP8ES	B8ES	N/A	B9EV High Compression and Turbo
Race	BP9ES	B9ES	N/A	
Eight Port	10mm C8E Road 8 Port		10mm C9E Race 8 Port	

**Recommended Spark Plug Use.** Plugs denoted by V have gold palladium center electrodes which give good ignitability and only require low voltage. Vehicles with electronic ignition require Resistor plugs denoted by an R in the part number. They offer protection to engine management systems, car radios and telephones. Check manufacturers notes for plug gap size. Catalyst cars usually require 2 thou more gap. These resistor plugs have copper core projected nose.

- a. Single point Injection cars plus 998/1275cc standard use. ....BPR6ES
- b. Tuned single point plus 998/1275cc tuned fast road. ... BPR7ES
- c. Twin point injection plus V groove and 998/1275cc. ... BPR6EVG


### Silicon Lead Sets

5. Lumenition silicon hi conductivity lead set.
  - a. Blue 8mm, all cars except twin point car. ....BLS529
  - b. Red 7mm, except twin point ..... HV22
  - c. Blue for twin points only..... BLS541
6. Genuine Rover / Unipart lead sets
  - a. High performance 8mm thick silicon lead set ..... C-27H7779
  - b. Double silicon 6mm lead set in black. ....GHT241
  - c. Twin point ignition lead set..... GHT289



### Safety Switches and Panels


7. On/off SAFETY ignition switch with starter button and switches. Supplied with wiring.
  - a. with 1 accessory switch .....MSA344-1
  - b. with 2 accessory switches..... MSA344-2
  - c. with 3 accessory switches..... MSA344-3
  - d. Only On/off ignition switch and starter button ..... MSA343



8. On/off SAFETY switch with red safety cover only .....MSA345
9. Switch with LED end. Available in yellow, green, blue and red.




10. a. On/off SAFETY ignition switch with starter button and warning light. Wiring not included. .... MSA336
- b. as above with extra accessory switch and green warning light. Wiring not included ..... MSA337



### Brake Safety Switches

















11. In line brake safety switch.....C16062A
12. Brake switch under pedal.....13H3735
13. Brake failure switch in master cylinder.....AAU1752A











## Switches






Flick type switches mk1/2 early mk3 blade connectors on rear	<b>HEADLAMP SWITCH</b>  5 blade.....1H9077	<b>WIPER</b>  4 blade.....2A9129	<b>IGNITION</b>  5 blade.....13H337	<b>BARRELL</b>  Fits 13H337 24G1345
MK3 1969- 76 Blade connectors on rear 41x26mm (except where stated)	<b>HEADLIGHT</b>  3 blade.....13H6342	<b>WIPER SWITCH</b>  Single speed 3 blade.....13H6343	<b>WIPER SWITCH</b>  Twin speed 4 blade ....13H6444	<b>HEATER FAN SWITCH</b>  30x14mm 2 blade... YUF101090
MK4 on 1976- 2000 pin connectors now rounded on rocker part of switch 32x24mm (except where stated)	<b>HEADLAMP SWITCH</b>  3 pin.....ADU4778	<b>HEADLAMP SWITCH</b>  3 pin..... YUF101030	<b>HAZARD SWITCH</b>  6 pin..... YUF101660	<b>FOG LAMP SWITCH</b>  2 pin.....ADU4791
	<b>HEATED REAR WINDOW SWITCH</b>  2 pin..... YUF101680	<b>BRAKE SYSTEM TEST SWITCH</b>  2 pin..... YUF101650	<b>HEATER FAN SWITCH</b> Pre 1996  30x14mm 2 blade... YUF101090	<b>HEATER TWIN SPEED SWITCH</b> 1996 on  30x14mm 3 blade....YUF101410

## Wiring Looms & Cables


		
PVC	BRAIDED	
<b>WIRING LOOMS</b>	8 PVC	9 BRAIDED
MK1 Mini floor start with dynamo 850	5L322	5L191
MK1 Mini Deluxe and Cooper with dynamo	5L224	5L503
MK1 Mini and Cooper with alternator	5L670	
MK1 Cooper S with dynamo		5L518
MK1 Cooper S with alternator		5L672
MK2 Mini and Cooper	5L594	
MK2 Cooper S with dynamo	5L832	5L691
MK2 Cooper S with alternator		5L692
MK3 Mini with alternator 1000cc 1972-5	HAM2174	
MK3 Cooper S with dynamo	5L954	
MK3 Mini to 76 with alternator	5L1331	
MK4 Center speed, 3 clock 78-9	AN124	
1275GT pre 76 with alternator	5L1334	
1275GT 76 on	HAM1200	
Loom checkmate Mini	YMC10654	
Mayfair Side repeaters 86 on	AN154	
Mini with servo pre engaged starter 86-88	HAM4385	
Mini with servo pre engaged starter 88-92	HAM4626	
Mini van 72-75	AN109C	
These are our popular stock items for early cars but we keep a larger range and many available to order		
10. Wing Side Repeater Loom 1988 on. .....AFU3358		

-  The only courtesy light switch available as fitted to saloons from 1996 on.....YUE100470
-  Steering/ignition lock as fitted from 1976 on .....BHM7107

## Relay Switches

-  Yellow multi fitment relay to fit single point fog/spot lamps and alarm, twin point head light, fog/spot lamps, indicators, fan, oxygen sensor, starter and alarm. Fit as required..... YWB10012
-  Green relay .....YWB10032
-  Pink relay dim/ dip control .....YWC10050
-  a. Engine relay, single point injections .....YWB10022
- b. Engine relay, twin point injections .....YWB100970
-  Relay, intermittent wiper for twin point..... DMC001352EVA

## Battery Ancillaries

-  Battery box cover .....5L877
- a. Battery bolt 6mm long pre 1990.  
..... 5L1158
- b. Battery bolt 8.5mm long extra thread 1990on ..... YJH100010
- a. Battery bolt 5.5mm long pre 1990.  
..... 5L1159
- b. Battery bolt 7.5mm long extra thread 1990 on ..... YJJ100040
- Strap for battery cover..... 14A7776
- Battery bar ..... HAM2457

## Battery Leads

- Battery cable lead.  
a. 1985-90. 134" long .....AAU1089  
b. 1990 on. 127" long..... YTA10037
- Solenoid to inertia starter cable.....5L925
- Engine to earth strap ..... 5L1137
- Battery earth strap.....5L888MS
- a. Battery terminal positive .....TERM-P  
b. Battery terminal negative .....TERM-N



ELECTRICS

### Fuses

- Control box ..... **GEU6603**
- 4 Fuse box square type 1976-96 (with cover, less fuses). ..... **RTC440A**
  - Fuse box cover square. .... **518995A**
- 2 Fuse box from 1959-76 (with cover less fuses). .... **606253A**
  - Fuse box cover ..... **505158A**
- Glass inline fuses to 1996.
- Spade type fuses from 1996.
 

10 amp <b>DJP8799</b>	20amp <b>DJP8801</b>	2amp .... <b>GFS02</b>
15amp <b>DJP8800</b>	30amp <b>DJP8802</b>	5amp .... <b>GFS05</b>
		15amp .... <b>GFS15</b>
		25amp... <b>GFS25</b>
		35amp... <b>GFS35</b>

### Circuit Breakers

Fitment of a general circuit breaker which isolates the battery from all electrical equipment has become mandatory in nearly all forms of Motorsport. Switch has to be accessible from inside and outside the car. The external trigger should be located on the windscreen scuttle panel - preferably on the driver's side. It should be clearly marked by a red flash in a white edged blue triangle with a base of at least 12cm.

- Circuit breaker-battery line only. .... **MW003**
- FIA appendix requirement cut out with special diode protection device to allow switch off whilst the engine is running without damaging the electrical equipment (ie. alternator, electronic ignitions, etc.) ..... **MW002**
- Safety stickers. Required for competition especially indicating circuit breaker ..... **PP8**
- Immobiliser and isolator kit for battery. Ideal for leaving car standing with battery fitted, preventing discharge and a very effective immobiliser... **MW004**



### Indicator Cowlings

10. Cowling for MK1 with green end indicator arm ..... **8G6027**
11. Cowling for MK2/3 without steering lock hole ..... **8G6035**
12. Cowling for MK4 1976 on with steering locks ..... **BHM7085**

### Indicator & Hazard Units

- |                                     |   |  |   |
|-------------------------------------|---|--|---|
| Indicator MK1 & 2<br><b>GFU2103</b> | Indicator MK3 1970 on<br><b>GFU2218</b> | Hazard up to injection<br><b>GFU2507</b> | Indicator & hazard injection cars<br><b>GFU2208</b> |
|-------------------------------------|---|--|---|

### Horns

- A working car horn is not only a necessity it is also a legal requirement in England and most other countries. Many are interchangeable, high or low tones are available. Check how many terminals for multiple fitting.
13. Single spade terminal with open trumpet.
    - High tone ..... **GGE101**
    - Low tone ..... **GGE102**
  14. Twin spade terminal with open trumpet.
    - High tone ..... **GGE164**
    - Low tone ..... **GGE165**
    - High & low tone pair with relay (better sound) ..... **LMA782**
  15. Air Horns with Red Trumpets. .... **FD2P**

### Indicator / Wiper Stalk Units

LEFT	RIGHT
1967 - 1976	
MK2 1967-69 had bullet terminals now use 13H7779 with spade terminals and modify wires.	Indicator <b>13H779</b>
1976 - 1984 UK	
Wipers <b>37H8285</b>	Indicator <b>21A2658</b>
NOTE: In 1984 the UK became standardised with Europe. For 1985 - 89 use below	
1976 - 1989 EURO	
Indicator <b>21A2660</b>	Wipers <b>37H8286</b>
1989 - 1996 ALL	
Indicator <b>BAU5345</b>	Wipers <b>BAU5346</b>
1996 Twin point on	
Indicator <b>XPC100200PMP</b>	Wipers <b>XPE100420PMP</b>

### Power Window Conversion

16. Electric Window Kit. Designed specifically for the Mini (pre door crash bar 1997on) where windup windows are fitted. The kit can be fitted to later models but needs professional fitting and is a very tight fit. The complete kit for 2 doors has all the necessary parts and full instructions. .... **MSSK2000**

### Central Locking Conversions

17. Sadly lacking on the latest Mini, the kit can be fitted with the electric window kit to give an up to date feeling. The kit will not activate remotely with the alarm fitted by Rover as standard. .... **MSSK2001**
18. This kit will enable the passenger door to be locked/unlocked when the key is turned in the driver's door and vice versa. The addition of the alarm interface kit (No.3 Page 50 attaches directly), will enable full remote control locking and unlocking of both doors. Suitable for all Minis with factory remote control alarm systems. **MSSK2004**

ELECTRICS







### Wiper Delay

1. This wiper delay conversion kit will allow normal fast and slow wiper operation, but if you operate the 'flick-wipe' twice in succession it will 'learn' the delay between each flick and then allow intermittent wipes using this time delay.

The delay can be anything between 2 and 20 seconds. A rapid double flick will terminate the sequence. Also, operation of the screen wash will initiate a slow wipe for three wipes of the screen. Installation involves only three wires, can be installed in a few minutes. .... **MSSK2005**




### Dash Illumination

Dash illumination & lights-on chime.

2. This upgrade will enable you to illuminate your dash switches to save you fumbling in the dark. The kit also adds a lights-on chime to avoid leaving your lights on and draining the battery.


The kit will allow the brake test switch, the rear screen heater switch, the fog light switch, and the hazard warning switch to be illuminated when the main lights are on. It will also sound a reminder chime if the door is opened when the lights are on and the ignition is off. .... **MSSK2007**



### Alarm Interface

3. Remote central locking upgrade for factory R/C Alarm. By adding this alarm interface kit to the central locking kit (page 49 No 17/18) you can operate the central locking using your existing Rover alarm remote control.


(Fits MSSK2000 & MSSK2001, but designed to fit MSSK2004 without modification to the wires). The kits are suitable for all Minis equipped with factory remote control alarm systems .... **MSSK2006**



### Keyless Entry & Alarm


4. Keyless entry kit. For use with the central locking kit (page 49 No 17/18). Apart from the ease of locking and unlocking your car, the kit can be used with the ignition on as extra security. Not compatible with Rover alarms.

..... **MSSK2002**



5. Remote Control Alarm or Keyless Entry System when used with MSSK2001 (Page 49 No.17). The kit has ten security features, which can be turned on/off by accessing the programme mode. All the usual alarm features including anti-car jacking.

..... **MSSK2003**



### Rear Lamps



Replacement rear lamps - complete with lenses, back plate, gasket and bulbs.

	Right Hand	Left Hand
6. a. Replacement rear lamps MK1	13H223	13H222
b. Replacement indicator lens MK1	47H5362	47H5355
c. Replacement brake lens MK1	47H5363	47H5358
d. Screws for lens per lamp (3)	47H5360	47H5360
7. a. Replacement rear lamps MK2/3	13H6479	13H6480
b. Replacement lens MK2/3 complete	37H4838	37H4837
8. a. Replacement rear lamps MK4 on	XFB101200	XFB101210
b. Replacement brake lens MK4 on	XFJ10026	XFJ10027
c. Replacement reverse lens MK4 on	XFJ10028	XFJ10029
9. a. Replacement white lamps MK4 on	XFB101200WHITE	XFB101210WHITE
b. Replacement white lens MK4 on	XFJ10026WHITE	XFJ10027WHITE

### Rear Lamp Lenses



10. Pair of upper white lens, correct bulbs and gaskets to stop water damage. .... **MSSK034**
11. White lens kits as shown with correct bulbs, either uppers only or complete car set (Clear lens kit does not fit Altissimo lamps).
  - a. MK4 - 2xlens rear upper, lens kit with bulbs ..... **MSSK035**
  - b. MK4 - 4xlens rear upper & lower kit with bulbs ..... **MSSK036**
12. Rear lamp lens as fitted to many up market imported cars so commonly seen on our roads today. They give a chrome jewel look and are complete with seals, bulbs, fitting instructions and separate reflectors. .... **BL10L69**


### Reversing Lamps

13. Universal reverse lamp 140mm wide 75mm high..... **MSA1116**
14. Universal reverse lamp 83m wide 75mm high ..... **RL015**
15. Reverse lamp switch for pre rod change gearboxes. .... **GAE131**
16. Reverse lamp switch for rod change models (72 on), fit into gearlever housing. .... **GAE191**



### Stop Lamp

17. Genuine Rover High level stop lamp..... **XFN100160**





### Number Plate Lamps



- MK1 "D" type number plate lamp.
  - In chrome metal... **BHA4153**
  - In plastic chrome... **BHA4154**
- Black plastic number plate lamp... **83H335**
- Chrome metal bootlid number plate lamp... **8B12501METAL**
- Lens and bulbholder for No.6. Order individually... **PRC1230A**

### White Indicator Kit

White indicator lens kit for cars from 1986-1996 which includes two orange bulbs and caps for side repeater lens bulbs. All parts available separately



- Clear front lens... **CDU3374W**
  - Orange indicator bulb... **GLB343**
  - Side repeater lens... **AHU2592W**
  - Orange repeater bulb... **GLB501A**
  - Complete kit - for cars from 1986-1996... **MSSK028**

f. Complete kit - for cars with early front lens (20)... **MSSK028E**

### Side Repeaters

- Side repeater as fitted to Mini Special (and export Austin 1100/1300 models)... **AAU3296**
- Bulb holder, without wiring for side repeaters... **DCP8004**
- Side repeater lamp, standard fitment from 1986 on.
 

Red	Blue	Clear	Amber	Smoke
<b>AHU2592R</b>	<b>AHU2592B</b>	<b>AHU2592W</b>	<b>PRC9916A</b>	<b>AHU2592S</b>
  - Side repeater chrome rim. Chrome over brass for better shine. Order individually... **8B12394**
- Wing Side Repeater Loom 1986 on... **AFU3358**

### Headlight Kit

Lighten up and improve your vision. If you have not already converted to halogen type lamps you really need to purchase this kit which contains all the parts required except the headlamp backing bowl S5400.

The light units are the same as those fitted to later minis but have chrome backed dome for better reflective qualities.

- R/H/D complete kit which has left hand dip... **S4698B**
  - L/H/D complete kit which has right hand dip... **S4699B**
  - Replacement headlamp unit for RHD... **S4700**
  - Replacement headlamp unit for LHD... **S4701**

See also S6072 Free form light unit (No 5 on Page 52)

### Rear Fog Lights

- Genuine Rover type fog lamp with bracket 115mm wide 75mm high.
 

Lamp Only	With bracket
a. For R/H of car... <b>XFE10006</b>	... <b>XFE10006MS</b>
b. For L/H of car... <b>XFE10006</b>	... <b>XFE10007</b>
- Universal fog lamp 140mm wide 75mm high... **MSA1115**
- Universal fog lamp 83mm wide 75mm high... **RL014**



### Front Indicators

- Outer securing rim for pre 1986 indicator lamps... **7H5182**
  - Stainless steel version of 7H5182... **7H5182MS**
- Rubber gaiter... **508162**
- Correct original clip to hold lamp to front panel... **AK606021**
- Screw to hold lamp to clip... **GFK2256**
- Original glass orange front indicator lamp... **2A9013**
  - Plastic orange front indicator lamp... **CHM13**
- Indicator front lamp white plastic... **CHM13WHITE**
  - Side lamp and indicator front lamp combined with clear glass lens... **1B9100**
  - Side lamp and indicator front lamp combined with clear plastic lens... **1B9100MS**
- These lenses all fit No. 18 & 19.
  - Original orange glass lens only... **37H5520**
  - Plastic orange lens only... **37H8130**
  - Clear glass lens... **37H6928**
  - Clear plastic lens... **37H6928MS**
  - Red glass lens... **37H5531**
- Front indicator lamp 1986-1996 (pre twin point).
  - Complete lamp with orange lens & cable... **AFU3389**
  - Complete lamp with white lens & cable... **AFU3389WHITE**
- Replacement lens for No. 21, with 2 screw holes.
  - Orange lens only... **CDU3374**
  - White lens only... **CDU3374W**
- Front indicator for twin point Cars (1996 on).
  - Plastic twist-on lamp holder... **XBD100670**
  - Orange offset pin bulb for this lamp... **GLB344**
- Front indicator chrome rim. Chrome over brass for better shine. Fits No.21 & 23. Order individually... **8B12395**







## Headlamp Units

Many of the headlamps fitted to the Mini over 40 years of production are now obsolete. Only the following light units and sealed beams are readily available. It is advisable to try and update to modern halogen quadoptic when changing.


THE FOLLOWING ARE UK Right Hand drive with left hand dip.

1. a. Sealed beam unit only with pilot light facility ..... **13H3471A**  
 b. Sealed beam headlamp assembly with outer rim. .... **BHM7198**
2. Wiring loom with pilot light holder for sealed beam ..... **BAU2111**
3. a. Quadoptic halogen bulb type lamp only from introduction in 1992 on..... **XBC104430**  
 b. Bulb holder sidelight for XBC103430/10 ..... **S6005**
4. Quadoptic halogen headlamp assembly, with self levelling motor less rim. from 1996 on..... **XBC103780**
5. Brand new Free Form light unit with clear Polycarbonate lens but the backing bowl is specially designed to reflect the beam and give better penetrating light. Designed to take the original H4 halogen bulb and with sidelight fittings they are supplied less bulbs. Unlike all the other fancy new headlamps such as angel eyes these are E marked and road legal in the UK - R/H/D with left hand dip only ..... **S6072**

THE FOLLOWING ARE EURO Left Hand drive with right hand dip.

6. 700 series L/H/D EURO bulb type lamp only. .... **27H5981A**
7. Quadoptic halogen bulb type lamp only. .... **XBC103410**
8. Quadoptic halogen headlamp assembly, with self levelling motor less rim. 1996 on **XBC105230**
9. Xenon blue upgrade bulb for H4 quadoptic ..... **GLB472X**

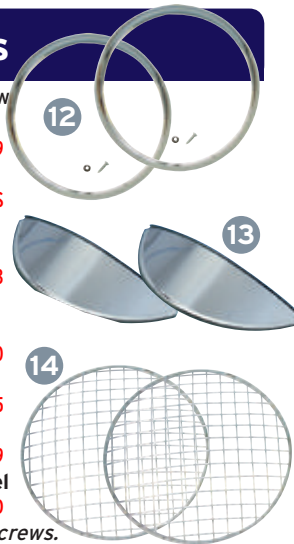
10. Plastic headlamp bowl with inner retaining ring, body to lamp seal and fitting kit make this an inexpensive rust free replacement for the old metal type. .... **S5400**
11. Metal headlamp bowl only. .... **MS14**



## Headlamp Outer Rims

12. a. Genuine chrome outer rim with screw fits all except twin point injection cars 1997 on..... **500929**  
 b. Mini Spares own stainless steel version to fit all cars ..... **500929MS**  
 c. Mini Spares own chrome over brass original type quality to fit all cars. .... **17H5143**  
 d. Genuine chrome outer rim for 1997 on twin points, which have different location screw hole. .... **DHF100060**  
 e. Stainless steel replacement screw and fiber washer for rims ..... **RTC465**
13. 60's style stainless steel headlamp peaks ..... **Orderpairs8B12399**
14. Protect your lamps with stainless steel wire mesh guards. **.OrderpairsSTONEGUARD**

Note: All rim are now supplied with fixing screws.



## Lamp Covers

15. Genuine Rover tinted plastic spot/fog lamp covers with Cooper emblem. Pair .. **XBV100300**
16. Auxiliary fog lamp covers. Protection for spot & fog lamps, to the original Lucas design incorporating the small clear window to show if lamp remains switched on. Order individually (per lamp).  
 a. Lucas Q 6" (152mm) ... **MSL2010**  
 7" (178mm) ..... **MSL2040**  
 b. Lucas Lion 6" (152mm) **MSL2025**  
 7" (178mm) ..... **MSL2030**



## Auxiliary Lighting



17. Original Rover driving lamp ..... **XBN10008**
18. Original Rover fog lamp ..... **XBJ100280**
19. Original type Rover brackets when 2 lamps are fitted and for two central lamps on Twin point injection with 4 lamps ..... **XBU10044**
20. Reinforced bracket to stop outer lamps vibrating on twin point cars. Caused by front panel valance vibrating.  
 a. Twin Point outer lamp bracket - Right Hand ..... **XBU100640**  
 b. Twin Point outer lamp bracket - Left hand ..... **XBU100650**
21. Chrome halogen lamps with plastic covers 135mm wide 60mm deep  
 a. Pair of driving lamps ..... **S6007**  
 b. Pair of fog lamps. .... **S6078**



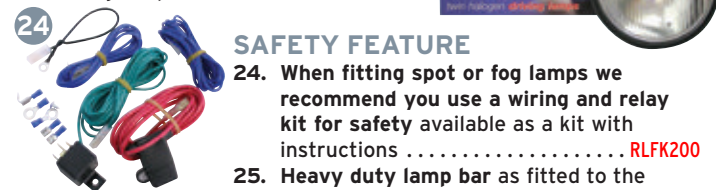
22. Pair of black halogen large driving lamps 170mm wide 58mm deep. .... **LA1009**

Halogen auxiliary driving lamp kits		26. Stainless Steel Bracket XBU10046	27. Black Bracket XBU10045
21. Chrome with covers 135mm wide .... <b>S6007</b>	2 Lamps	<b>MONTE1</b>	<b>MONTE1BLACK</b>
	4 Lamps	<b>MONTE3</b>	<b>MONTE3BLACK</b>
22. Large black 170mm wide ... <b>LA1009</b>	2 Lamps	<b>MONTE2</b>	<b>MONTE2BLACK</b>
	4 Lamps	<b>MONTE4</b>	<b>MONTE4BLACK</b>

23. Pair of black halogen lamps 160mm wide 63mm deep. Can be used as a budget replacements for items 17&18.  
 a. Driving lamps ..... **RL020**  
 b. Fog lamps. .... **RL021**



24. When fitting spot or fog lamps we recommend you use a wiring and relay kit for safety available as a kit with instructions ..... **RLFK200**
25. Heavy duty lamp bar as fitted to the Abingdon Special Tuning cars. Bar and 3 support brackets keep the lamps stable under any condition. We recommend you use a single lamp bracket for each lamp or this ST works type bar which mounts to the valance and front panel. This reduces the vibration, which would make the extra lights ineffective. (as present in other bars offered that straddle the original two single brackets).  
 a. Stainless steel copy of original ST Works bar ..... **C-AJJ3329**  
 b. Lightweight version, black powder coated finish ..... **MSA1101**



26. Stainless steel bracket fitting auxiliary ..... **XBU10046**

27. Black painted bracket fitting auxiliary ..... **XBU10045**

