

# Original MINI accessories. Installation Instructions.



## Centre Armrest Retrofit MINI One (R50/R56) MINI Cooper (R50/R56) MINI Cooper S (R53/R56) MINI Cabrio/Cabrio S (R52)

<b>Retrofit kit no.:</b>	52 16 0 416 589	Centre armrest R56
	52 12 0 154 307	Centre armrest R50, R52, R53

### Installation time

The installation time is approx. 0.2 hours, but may vary depending on the condition of the car and the equipment in it.

### Important information

These installation instructions are primarily designed for use within the MINI dealership organisation as well as by authorised MINI service companies.

In any event, the target group for these installation instructions is specialist personnel trained on MINI cars with the appropriate specialist knowledge.

All work must be completed using the latest MINI repair manuals, circuit diagrams, servicing manuals and work instructions, in a rational order, using the prescribed tools (special tools) and observing current health and safety regulations.

### If any installation or function problems occur, limit the troubleshooting session to approx. 0.5 hours for mechanical work or 1.0 hour for electrical work.

To avoid unnecessary extra work and/or costs, send a request immediately to Technical Support via the Aftersales Assistance Portal (ASAP).


At the same time, provide the following information:


- vehicle identification number,
- part number of the retrofit kit,
- precise description of the problem,
- operations already performed.

Do not archive the hard copy of these installation instructions since daily updates are made by ASAP!

All pictures show LHD cars; proceed accordingly on RHD cars.

### Pictograms:

 Denotes instructions that draw your attention to dangers.

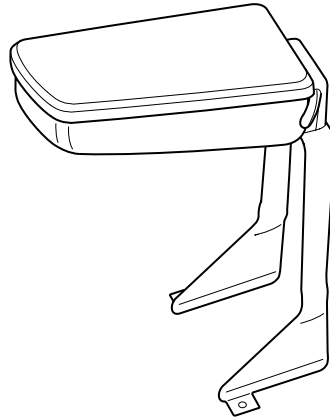
 Denotes instructions that draw your attention to special features.

◀ Denotes the end of the instruction or caution text.

# Contents

Section	Page
1. Parts overview.....	3
2. Installation of centre armrest.....	4

## 1. Parts overview



050 0200 X

### Centre armrest

## 2. Installation of centre armrest

