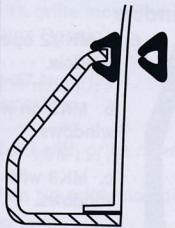


Wheel Arches and Flares

For edging trim that has only the edge butting up to bodywork.

Order as 37H9871 per metre in black only.



The quality of the arches is commensurate with the price. Most arches have minor flaws and require trimming for a perfect fit. The more expensive arches are obviously better quality and fit.



For edging trim that has a flat edge butting up against bodywork.

Sold per metre
For black Order as SPL0059.

For sharp bends it is advisable to 'V' cut the edging trim



By fitting one of the two types of sealing rubber available between the body and the arches. Makes fitment easier, plus a better quality finish is obtained, unless they are being moulded into the wing.

Arch widths are measured off a brand new car and is the distance from the front wing (not the seam) to a point above the centre of the front wheel, which is also the top centre of the wheel and arch opening.

Rear wheels usually appear to stick out further than front owing to the general bodyshape so allow an extra 1/4" with most arches. Widths when fitted are also dependant on the height arches are fitted and manufacturers trimmed sizes but should only vary 1/8"-1/4" when fitted at lowest position. Allow an 1/8" for rubber seal. For Mini Clubmans we accept no liability as careful modifications would be necessary, but only MS132/GAW117/MS133MS are assumed to be fittable or have been fitted by customers.

The schematic drawings also show method of screw fixing. Never drill the bodywork until you are satisfied with the style, fitability, and trimming requirements for a good fit.

MS132 - Mini Special Arch



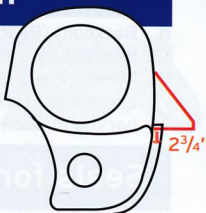
PREMIUM QUALITY

1" Wider In Fibreglass.

This arch kit sticks out 2 3/4" when body lines (wheel arch and moulding lip) are kept original.

Arch is retained by screws through moulding lip, no screws visible and is 1" wider than the plastic type fitted by Rover but similar schematic shape. Fibreglass arch extends beyond bumper seam line at rear

Order as MS132

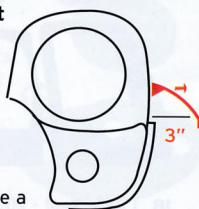


MS128 - Group 5 Arch in Fibreglass



This arch kit sticks out 3" and is used when bodyline is cut away or retained.

Originally made as Group 5 Race arch where no body modifications were required, it has become a cheap 'Jack of all Trades' especially when large odd size wheels are used. Rear arches stop at bumper seam line. Widest part at front approximately 5" Order as MS128



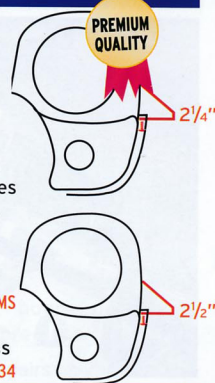
MS133 WP Style Arch in Fibreglass



This design of Wide Profile fibreglass arch sticks out 2 1/4" maximum when bodyline (wheel arch and moulding lip) are kept original. Screws are not visible. Front arches taper away at front exposing tyre tread. Rear arches stop at bumper seam line. Includes correct body to arch rubber seal. 2 1/4" Upgraded Premium Arches For a slightly better fitting upgraded premium kit.

Order as MS133MS

ABS Arches. Also available is a slightly wider 2 1/2" set made in ABS plastic only, which are less expensive Order as MS134

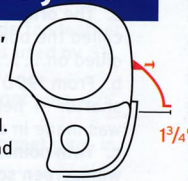


C-AJJ3316 Group 2 in Fibreglass



This arch kit sticks out 1 3/4", including lip, when bodylines (wheel arch and moulding lip) are kept original. Screws are visible and the chrome wheel arch

moulding can be retained. These are copies of original ST Abingdon works arches. Rear arches stop at bumper seam line. Order as C-AJJ3316



C-STN71 Works Group 5 Arches

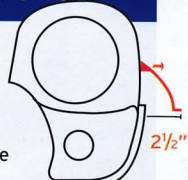


PREMIUM QUALITY

In Fibreglass

This arch kit sticks out 2 1/2", including lip, when bodylines (wheel arch and moulding lip) are kept original. Screws are visible and plastic wheel arch moulding can be retained. Rear arch stops at bumper seam line. These are original ST works car copies

Order as C-STN71



MS128W - Gp 5 Extra Wide

This arch kit sticks out a nominal 3 1/2" and more when positioned at the angle most racers use as shown. 5 1/2" wide at very front. Definitely only for cars with bodyline modifications and fairly inexpensive to replace. Rear arches stop at bumper seam line

Order as MS128W



GAW117 - Plastic Arches



Mini Special Arches. Includes sill trim moulding between arches.

This arch kit sticks out 1 3/4" when bodyline (wheel arch and moulding seam) are kept original. Originally fitted to Innocenti Minis and became standard equipment on all Minis from 1984. Screws are visible and rear arch extends beyond bumper seam line.

These black plastic arches were originally known as Mini Special Arches.

Black Arches in this kit are also available individually
R/H/Front arch. CZH4312 L/H/Front arch. CZH4313
R/H/Rear arch CZH4314 L/H/Rear arch CZH4315
Sill strips x 2 CZH4316

